



www.luxume.in

Marketing Office:

Luxume Roofing, 62/2592, 2nd Floor, Saj Mahal Building,
Madakappillil Lane, Near Govt. HSS for Girls,
Chittoor Road, Ernakulam-682016, Kerala.

Email: info@luxume.in

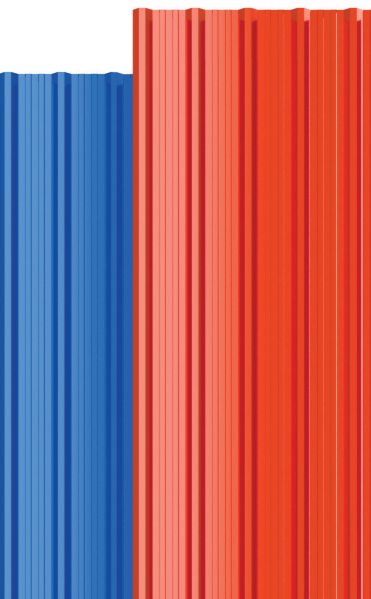


Roofing,
Perfected
for You



Luxume Roofing **A Legacy of Strength and Excellence**

For over 15 years, Luxume Roofing has been a trusted name in Aluminum-Zinc color-coated sheets, standing high as a symbol of quality and innovation. Renowned for its unmatched performance, Luxume is built from pure steel, enhanced with advanced coating technology, and engineered to resist rust and endure all weather conditions. Perfect for rooftops, facades, and exterior walls. Luxume adapts to your design needs with functionality and flair.





Exclusively crafted for every roofing requirement

Luxume's diverse range ensures the perfect fit for any build - delivering style, strength and superior performance across every project.

Range of Products

LUXUME Premium Trafford Roofing Sheets

Ideal for Agricultural Buildings, Warehouses, Garages, Homes, and Factories

LUXUME Premium Cladding Sheets


High-End Residential Buildings, Commercial buildings and Offices

LUXUME Silverlux Trafford Roofing and Cladding sheets

Designed to suit all building styles

LUXUME Ridges

Suitable for Villas, Bungalows, Resorts, and Heritage Buildings



Elevate every construction with Luxume Roofing

Premium quality meets lasting performance. Engineered for durability and designed to impress, Luxume sheets add value to every build.



Premium Product

High-grade Aluminium-Zinc color-coated sheets that combine durability with eye-catching design.



Weather Proof

Engineered to withstand Kerala's harsh sun and heavy rains, ensuring year-round protection



Choice of Colours

Choose from a wide palette of brilliant colors to match your aesthetic vision.



Superior Paint Technology

Advanced coating technology keeps colors vivid and fresh for years.



Anti Corrosion

Resists rust and corrosion, preserving the beauty and integrity of your roof.



Zero Maintenance

Set it and forget it—no ongoing maintenance required.



Explore vibrant shades that makes your vision to life

Luxume Paint System


- RMP - Regular Modified Polyester
- SMP - Silicon Modified Polyester (Optional)
- PVDF - Polyvinylidene Flouride (Optional)
- SDP - Super Durable Polyester




Brick Red




Pepsi Blue



Pencil Grey




Wine Red




Coffee Brown




Caulfield Green




Leaf Green




Tourquoise Green



Off White



Black

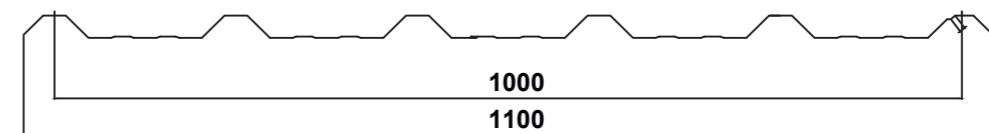


Engineered roofing profiles crafted for both style and strength

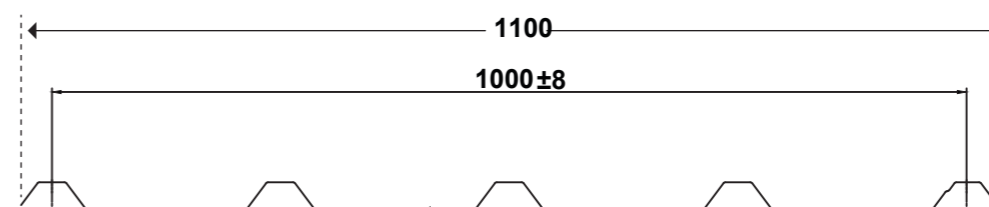
Precision-crafted to balance form and function, our profiles deliver sleek aesthetics with uncompromised structural integrity.

Versatility in Design Range of Profiles

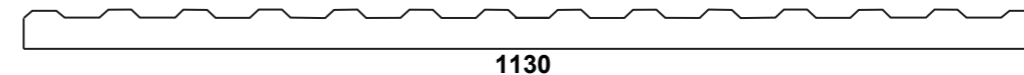
6 Crust Double Ribbed Trapezoidal Profile



5 Crust Double Ribbed Trapezoidal Profile



Cladding Sheet Profile






Exciting features, crafted to perfection and built to last

From smart design elements to advanced material finishes, every feature is thoughtfully engineered for lasting performance and elegance.

Product Specifications

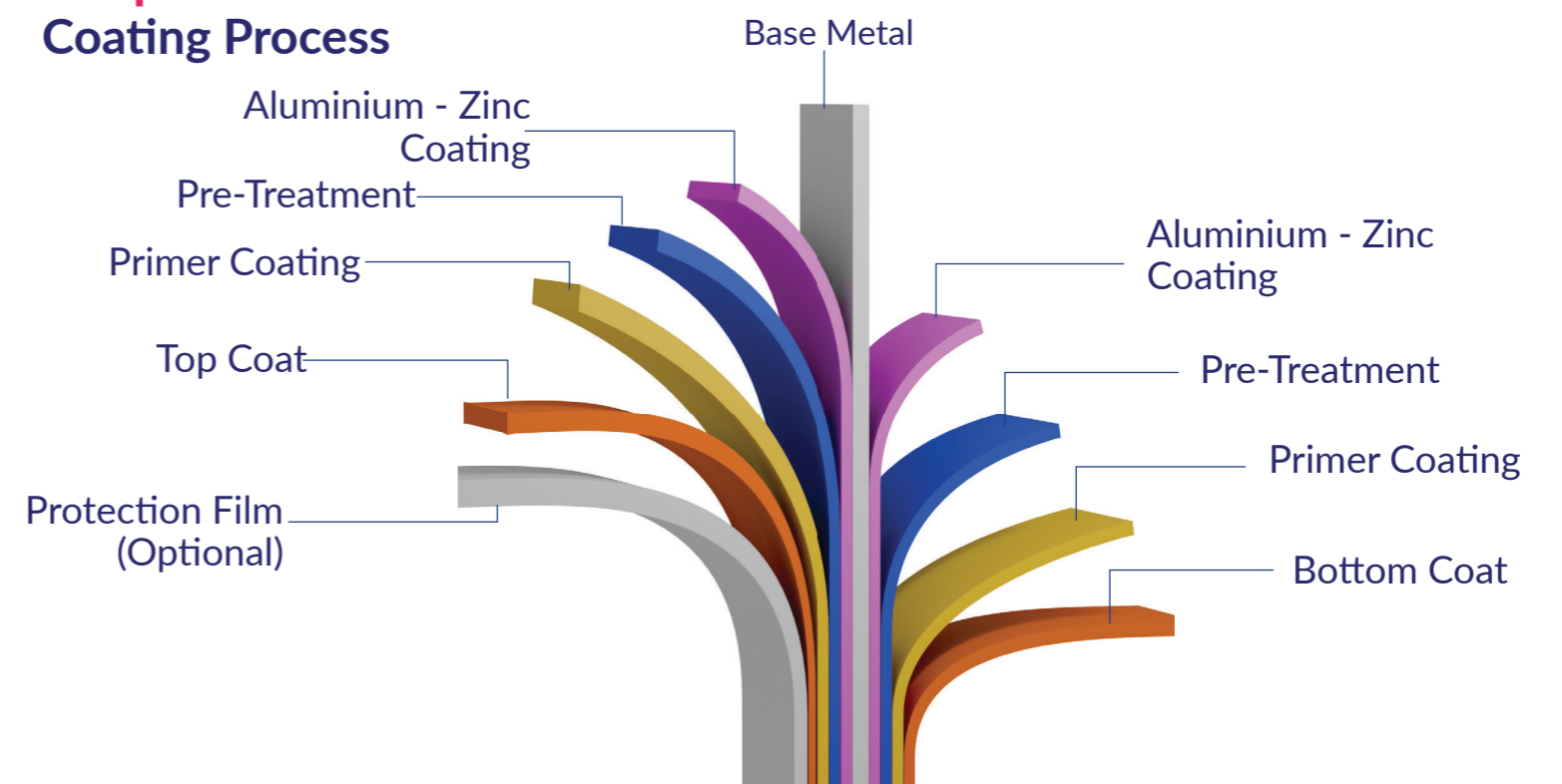
Thickness	0.35, 0.40, 0.45, 0.50 mm
Hardness	550 MPa (Full Hard)
Substrate Mass Coating	AZ 70GSM, AZ 150 GSM
Coating - Top	20 Micron Paint, 5 Micron Primer
Coating - Bottom	5 Micron Paint, 5 Micron Primer
Width of Sheet	1100 mm, 1130 mm
Protection Film	Optional



Exclusive layers designed for enhanced durability

Multi-layered technology offers superior resistance against wear, weather, and time—ensuring your roof stays strong and stunning.

Unique Coating Process





Endurance and quality, tested for assurance you can trust

Rigorously tested under diverse conditions, Luxume Roofing Sheets exceed industry benchmarks—delivering dependable quality you can count on.

The base coils of Luxume Roofing Sheet undergo following rigorous tests and pass for the values shown against.

Sl No	Test parameter	Specifications
1.	Salt Spray Test	AZ 70gsm - Top: 750Hrs & Bottom: 300Hrs / AZ 150gsm - Top: 1000Hrs & Bottom: 500Hrs
2.	Humidity Test	AZ 70gsm - Top: 750Hrs & Bottom: 300Hrs / AZ 150gsm - Top: 1000Hrs & Bottom: 500Hrs
3.	Scratch Hardness	Top =1.5 Kg pass, & Bottom= 0.7 Kg pass
4.	Impact Test	Top =0.9 J, No tape loss, & Bottom= 4J No tape loss
5.	Pencil hardness	H pass
6.	Cross Hatch test	No tape loss
7.	Bend Test Top	4T pass
8.	Bend Test Bottom	4T pass
9.	Top Gloss @ 60 deg	35 +/- 5 %
10.	Bottom Gloss @ 60 deg	35 +/- 5 %
11.	Solvent Rub test (MEK)	Top=100 DR pass, Bottom=50 DR pass
12.	Colour variation	Visual best possible match or Delta E <1.0 in white/light shade, &<2.5 medium colour &<3.5 Dark shade

Printing/Marking: Post production, each sheet will have a print marking as given below.
Luxume 0.35MM TCT PPGL AZ-70 GSM 550 MPa 12/05/2025



Enjoy everyday protection with easy care and upkeep

Designed for low maintenance and long-term protection, Luxume roofing sheets simplify upkeep while standing strong through every season

Care & Maintenance

To ensure the longevity and performance

- Store sheets in a dry, shaded, and well-ventilated area.
- Keep sheets covered when not in use to prevent dust and moisture exposure.
- If sheets become wet during storage, wipe off all moisture immediately using a clean, dry cloth.
- Elevate sheets slightly off the floor using wooden blocks or rubber planks.
- Avoid storing sheets near salt, water, chemicals, ash, smoke/fume, manure, wet/green wood, or industrial areas like furnaces, welding, or casting zones.
- Never drag sheets on rough surfaces or directly on top of each other.
- Install fasteners only on the crest of the roofing sheets.
- Use only Class-3 or Class-4 fasteners for long-lasting and secure installation.
- After installation, remove all metal shavings or debris from the sheet surface.
- Ensure the roof has sufficient slope to allow water drainage and quick drying.
- Peel off the protective film immediately after installation.
- Clean the surface every six months to maintain appearance and extend lifespan.